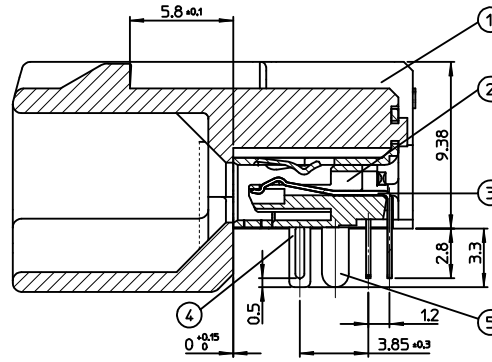
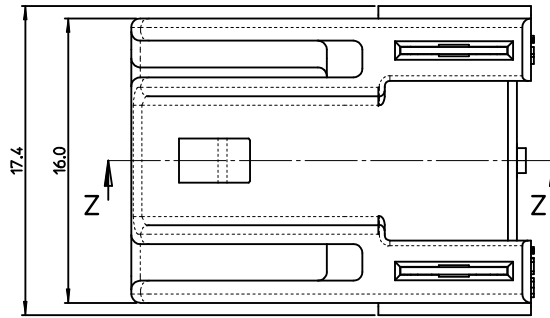
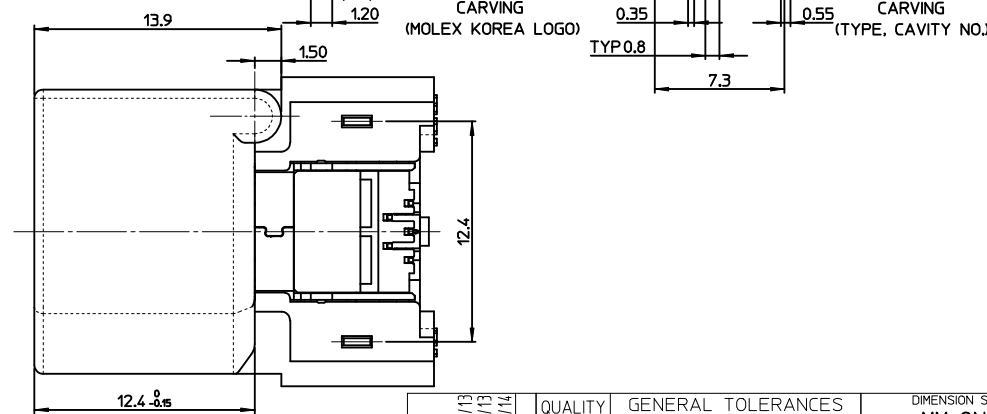
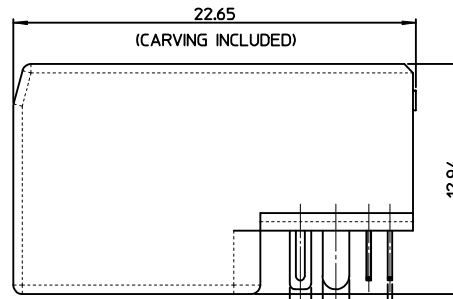
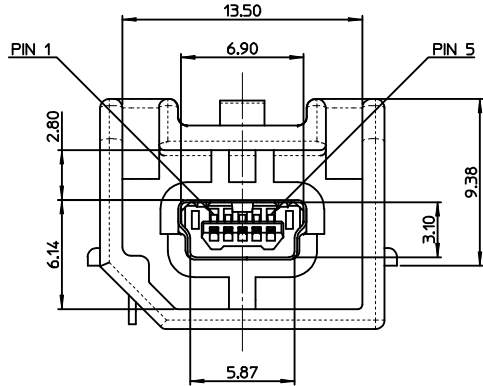


ISOMETRIC VIEW



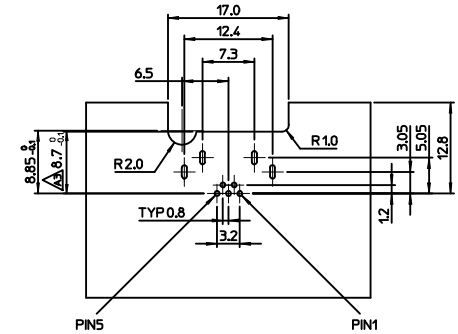
SECTION Z-Z



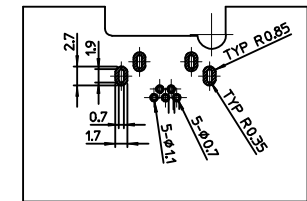
<PART LIST>

NO.	PART NAME	MATERIALS
①	SHROUD	LCP, glass-filled, UL94 V-0
②	REC. HOUSING	LCP, glass-filled, UL94 V-0
③	TERMINAL	COPPER ALLOY
④	SHIELD CASE	PHOSPHOR BRONZE
⑤	FITTING NAIL	BRASS

RECOMMENDED PCB LAYOUT
- TYPE 'A'
(TOP VIEW, COMPONENT SIDE)



(BOTTOM VIEW, SOLDER SIDE)



NOTE

- MATES WITH :
(MOLEX SERIES NO. - 111014, 111015, 111005, 111041, 111019, 111020)
- SHROUD GEOMETRY AND ASSEMBLY WITH USB MINI-B CONNECTOR ARE ACCORDING TO USCAR STD 999-U-USB-Z01
- FINISHES
 - TERMINAL :
CONTACT AREA : GOLD 0.75μm MIN.
SOLDER TAIL AREA : TIN 3.8μm MIN.
UNDER PLATING : NI 1.25μm MIN.
 - SHIELD CASE :
3.0μm MIN. TIN OVER NI 1.0μm MIN.
 - FITTING NAIL :
3.0μm MIN. TIN OVER NI 1.0μm MIN.
- UNLESS OTHERWISE SPECIFIED, TYPICAL RECOMMENDED PCB MANUFACTURING TOLERANCE IS ±0.05
- PACKAGING IS TRAY :
(48 PCS/TRAY, 5 TRAY/TRAY BOX, 240 PCS/TRAY BOX, 960 PCS/CARTON BOX)
- PRODUCT SPECIFICATION : PS-49616-001
- PACKAGING INFORMATION : PK-49616-001
- PCB THICKNESS : 1.6mm(REFERENCE)

<TABLE 1>

MATERIAL NO.	ORDER NO.	COLOR
496160711	49616-0711	BLACK

REVISED
EC NO: KTR2013-0025
2013/02/13
DRW:HHMOON
2013/02/13
CHK:BCYOON
2013/02/14
APPR:JYCHOI
2013/02/14
A3

QUALITY SYMBOLS	GENERAL TOLERANCES (UNLESS SPECIFIED)		DIMENSION STYLE		SCALE	DESIGN UNITS	THIRD ANGLE PROJECTION	
	mm	INCH	MM ONLY		5:1	METRIC		
▽=0	4 PLACES ±---	±---	DRAWN BY	DATE	TITLE HSAUTOLINK R/A HEADER TYPE-A			
▽=0	3 PLACES ±---	±---	HTSONG	2008/04/25				
	2 PLACES ±0.15	±---	CHECKED BY	DATE	DOCUMENT NO. SD-49616-001			
	1 PLACE ±0.25	±---	BCYOON	2008/04/25				
	ANGULAR ± 3°		APPROVED BY	DATE	SHEET NO. 1 OF 1			
			EJ JUNG	2008/04/25				
DRAFT WHERE APPLICABLE MUST REMAIN WITHIN DIMENSIONS			MATERIAL NO.		THIS DRAWING CONTAINS INFORMATION THAT IS PROPRIETARY TO MOLEX INCORPORATED AND SHOULD NOT BE USED WITHOUT WRITTEN PERMISSION			
			SEE TABLE 1					