


Cable - FLK 50/EZ-DR/ 200/KONFEK - 2289094


Please be informed that the data shown in this PDF Document is generated from our Online Catalog. Please find the complete data in the user's documentation. Our General Terms of Use for Downloads are valid (<http://phoenixcontact.com/download>)



Round cable set; connection 1: IDC/FLK socket strip (1x 50-position); connection 2: IDC/FLK socket strip (1x 50-position); cable length: 2 m



Key Commercial Data

Packing unit	1 pc
GTIN	 4 017918 057480
GTIN	4017918057480

Technical data

Dimensions

Length	2 m
--------	-----

Ambient conditions

Ambient temperature (operation)	-40 °C ... 70 °C (fixed installation) -10 °C ... 70 °C (flexible installation)
Ambient temperature (storage/transport)	-40 °C ... 80 °C
Maximum altitude	≤ 2000 m
Degree of protection	IP00 ≥ IP54 (Installation location)

General

Max. permissible operating voltage	25 V AC 60 V DC
Max. current carrying capacity per path	1 A (50 °C) 0.6 A (70 °C)
Nominal operating mode	100% operating factor

Cable

Type of cable	Round cable set
---------------	-----------------

Cable - FLK 50/EZ-DR/ 200/KONFEK - 2289094

Technical data

Cable

Single wires, quantity	7
Single wire, material	Cu tin-plated
Single wire, cross section	0.14 mm ²
Single wire, cross section [AWG]	26
Wire diameter incl. insulation	1 mm ±0.03 mm
External cable diameter	10.3 mm ±0.4 mm
Shielded	no
Halogen-free	no
Smallest bending radius, fixed installation	86 mm
Smallest bending radius, movable installation	161 mm
Bending cycles group	5000 at a radius of ≥ 15x outside diameter
Insulation resistance	≥ 20 MΩ*km (20 °C)
Outer sheath, material	Semi-rigid PVC
External sheath, color	gray
Flame resistance	IEC 60332-1-2 (raw cable)
	VDE 0842, Part 332-1-2 (raw cable)
	IEC 60332-3-22 (raw cable)
	UL VW-1
	CSA FT-1
Resistance to oil	can withstand occasional splashes (raw cable)
Gasoline resistance	can withstand occasional splashes (raw cable)

Connection data

Connection name	Field level
Connection in acc. with standard	IEC 60603-13
Connection method	IDC/FLK socket strip
Number of connections	1
Number of positions	50
Insertion/withdrawal cycles	> 50
Pitch	2.54 mm

Connection data 2

Connection name	Controller level
Connection in acc. with standard	IEC 60603-13
Connection method	IDC/FLK socket strip
Number of connections	1
Number of positions	50
Insertion/withdrawal cycles	> 50
Pitch	2.54 mm

Standards and Regulations

Flame resistance	IEC 60332-1-2 (raw cable)
------------------	---------------------------

Cable - FLK 50/EZ-DR/ 200/KONFEK - 2289094

Technical data

Standards and Regulations

	VDE 0842, Part 332-1-2 (raw cable)
	IEC 60332-3-22 (raw cable)
	UL VW-1
	CSA FT-1
Resistance to oil	can withstand occasional splashes (raw cable)
Gasoline resistance	can withstand occasional splashes (raw cable)
Connection in acc. with standard	CUL
Designation	Air clearances and creepage distances
Standards/regulations	DIN EN 50178
Rated insulation voltage	63 V
Rated surge voltage	0.6 kV
Insulation	Functional insulation
Pollution degree	2
Overvoltage category	II

Supported controller

Controller	SIEMENS S7-1500
- suitable I/O card	6ES7521-1BL00-0AB0
	6ES7522-1BL00-0AB0
	6ES7522-1BL01-0AB0
	6ES7531-7KF00-0AB0
	6ES7531-7NF00-0AB0
	6ES7531-7NF10-0AB0
	6ES7531-7PF00-0AB0
	6ES7532-5HF00-0AB0
	6ES7521-1BL10-0AA0
	6ES7522-1BL10-0AA0
	6ES7523-1BL00-0AA0
Controller	SIEMENS S7-300 / ET 200 M
- suitable I/O card	CPU 313C
	CPU 313C-2DP
	CPU 313C-2PtP
	CPU 314C-2DP
	CPU 314C-2PtP
	6ES7321-1BL00-0AA0
	6ES7322-1BL00-0AA0
	6ES7322-8BH01-0AB0
	6ES7323-1BL00-0AA0
	6ES7331-1KF01-0AB0
	6ES7331-7NF00-0AB0
	6ES7331-7NF10-0AB0

Cable - FLK 50/EZ-DR/ 200/KONFEK - 2289094

Technical data

Supported controller

	6ES7331-7PF01-0AB0
	6ES7331-7PF11-0AB0
	6ES7332-5HF00-0AB0
	6ES7350-2AH01-0AE0
	6ES7357-4AH01-0AE0
Controller	SIEMENS S7-400
- suitable I/O card	6ES7421-1BL01-0AA0
	6ES7421-7BH01-0AB0
	6ES7421-7DH00-0AA0
	6ES7422-1BL00-0AA0
	6ES7422-7BL00-0AB0
	6ES7431-0HH0-0AB0
	6ES7431-1KF00-0AB0
	6ES7431-1KF10-0AB0
	6ES7431-1KF20-0AB0
	6ES7431-7KF00-0AB0
	6ES7431-7KF10-0AB0
	6ES7431-7QH00-0AB0
	6ES7432-1HF00-0AB0
Controller	SCHNEIDER ELECTRIC Modicon TSX QUANTUM
- suitable I/O card	DDI 353
	DDI 841
	DDI 853
	DAI 340
	DAI 440
	DAI 453
	DDO 353
	DDM 390
	ACI 030
	ACI 040
	ATI 030
	ARI 030
	AVI 030
	ACO 020
	ACO 130
	AVO 020
	EHC 105
	EHC 202
Controller	ALLEN-BRADLEY ControlLogix
- suitable I/O card	1756-IA16I

Cable - FLK 50/EZ-DR/ 200/KONFEK - 2289094

Technical data

Supported controller

	1756-IB16D
	1756-IB16I
	1756-IB32
	1756-IH16I
	1756-OB32
	1756-IF8
	1756-IF16
	1756-HSC
	1756-M02AE
Controller	ALLEN-BRADLEY PLC 5
- suitable I/O card	1771 IBN
	1771 OBN
Controller	HONEYWELL Experion PKS C200
- suitable I/O card	TC-IDK 161
	TC-IDX 161
	TC-IDJ 161
	TC-IDD 321
	TC-ODD 321
	TC-IAH 161

Color code

Connector 1 = connector 2 (optional) = wire color	IDC/FLK50 (1) = IDC/FLK50 (1) = black
	IDC/FLK50 (2) = IDC/FLK50 (2) = brown
	IDC/FLK50 (3) = IDC/FLK50 (3) = red
	IDC/FLK50 (4) = IDC/FLK50 (4) = orange
	IDC/FLK50 (5) = IDC/FLK50 (5) = yellow
	IDC/FLK50 (6) = IDC/FLK50 (6) = green
	IDC/FLK50 (7) = IDC/FLK50 (7) = blue
	IDC/FLK50 (8) = IDC/FLK50 (8) = violet
	IDC/FLK50 (9) = IDC/FLK50 (9) = gray
	IDC/FLK50 (10) = IDC/FLK50 (10) = white
	IDC/FLK50 (11) = IDC/FLK50 (11) = white-black
	IDC/FLK50 (12) = IDC/FLK50 (12) = white-brown
	IDC/FLK50 (13) = IDC/FLK50 (13) = white-red
	IDC/FLK50 (14) = IDC/FLK50 (14) = white-orange
	IDC/FLK50 (15) = IDC/FLK50 (15) = white-yellow
	IDC/FLK50 (16) = IDC/FLK50 (16) = white-green
	IDC/FLK50 (17) = IDC/FLK50 (17) = white-blue
	IDC/FLK50 (18) = IDC/FLK50 (18) = white-violet
	IDC/FLK50 (19) = IDC/FLK50 (19) = white-gray
	IDC/FLK50 (20) = IDC/FLK50 (20) = brown-black

Cable - FLK 50/EZ-DR/ 200/KONFEK - 2289094

Technical data

Color code

	IDC/FLK50 (21) = IDC/FLK50 (21) = brown-red
	IDC/FLK50 (22) = IDC/FLK50 (22) = brown-orange
	IDC/FLK50 (23) = IDC/FLK50 (23) = brown-yellow
	IDC/FLK50 (24) = IDC/FLK50 (24) = brown-green
	IDC/FLK50 (25) = IDC/FLK50 (25) = brown-blue
	IDC/FLK50 (26) = IDC/FLK50 (26) = brown-violet
	IDC/FLK50 (27) = IDC/FLK50 (27) = brown-gray
	IDC/FLK50 (28) = IDC/FLK50 (28) = brown-white
	IDC/FLK50 (29) = IDC/FLK50 (29) = green-black
	IDC/FLK50 (30) = IDC/FLK50 (30) = green-brown
	IDC/FLK50 (31) = IDC/FLK50 (31) = green-red
	IDC/FLK50 (32) = IDC/FLK50 (32) = green-orange
	IDC/FLK50 (33) = IDC/FLK50 (33) = green-blue
	IDC/FLK50 (34) = IDC/FLK50 (34) = green-violet
	IDC/FLK50 (35) = IDC/FLK50 (35) = green-gray
	IDC/FLK50 (36) = IDC/FLK50 (36) = green-white
	IDC/FLK50 (37) = IDC/FLK50 (37) = yellow-black
	IDC/FLK50 (38) = IDC/FLK50 (38) = yellow-brown
	IDC/FLK50 (39) = IDC/FLK50 (39) = yellow-red
	IDC/FLK50 (40) = IDC/FLK50 (40) = yellow-orange
	IDC/FLK50 (41) = IDC/FLK50 (41) = yellow-blue
	IDC/FLK50 (42) = IDC/FLK50 (42) = yellow-violet
	IDC/FLK50 (43) = IDC/FLK50 (43) = yellow-gray
	IDC/FLK50 (44) = IDC/FLK50 (44) = yellow-white
	IDC/FLK50 (45) = IDC/FLK50 (45) = gray-black
	IDC/FLK50 (46) = IDC/FLK50 (46) = gray-brown
	IDC/FLK50 (47) = IDC/FLK50 (47) = gray-red
	IDC/FLK50 (48) = IDC/FLK50 (48) = gray-orange
	IDC/FLK50 (49) = IDC/FLK50 (49) = gray-yellow
	IDC/FLK50 (50) = IDC/FLK50 (50) = gray-green

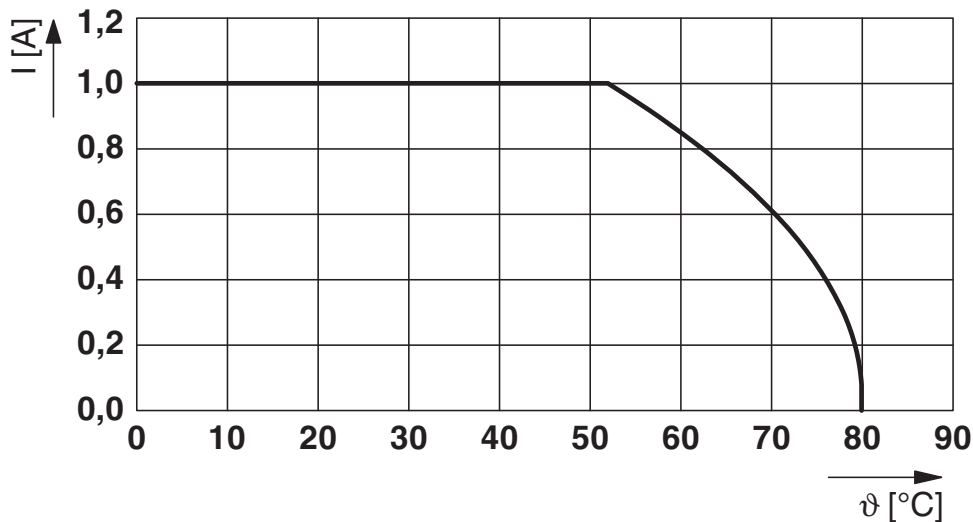
Environmental Product Compliance

China RoHS	Environmentally friendly use period: unlimited = EFUP-e
	No hazardous substances above threshold values

Drawings

Cable - FLK 50/EZ-DR/ 200/KONFEK - 2289094

Diagram



Maximum permissible current per path in uncoiled state

Classifications

eCl@ss

eCl@ss 10.0.1	27242220
eCl@ss 11.0	27242220
eCl@ss 4.0	27060300
eCl@ss 4.1	27060300
eCl@ss 5.0	27242200
eCl@ss 5.1	27242200
eCl@ss 6.0	27249200
eCl@ss 7.0	27249205
eCl@ss 9.0	27242220

ETIM

ETIM 2.0	EC000237
ETIM 3.0	EC000237
ETIM 4.0	EC000237
ETIM 6.0	EC000237
ETIM 7.0	EC000237

UNSPSC

UNSPSC 6.01	26121620
UNSPSC 7.0901	26121620
UNSPSC 11	26121620
UNSPSC 12.01	26121620
UNSPSC 13.2	26121620

Cable - FLK 50/EZ-DR/ 200/KONFEK - 2289094

Classifications

UNSPSC

UNSPSC 18.0	26121620
UNSPSC 19.0	26121620
UNSPSC 20.0	26121620
UNSPSC 21.0	26121620

Approvals

Approvals

Approvals

UL Listed / cUL Listed / EAC / cULus Listed

Ex Approvals

Approval details

UL Listed		http://database.ul.com/cgi-bin/XYV/template/LISEXT/1FRAME/index.htm	FILE E 238705
Nominal voltage UN		125 V	
Nominal current IN		1 A	

cUL Listed		http://database.ul.com/cgi-bin/XYV/template/LISEXT/1FRAME/index.htm	FILE E 238705
Nominal voltage UN		125 V	
Nominal current IN		1 A	

EAC		RU*- DE.HB*35.B00385
-----	--	-------------------------

cULus Listed	
--------------	--

Accessories

Accessories

Cable - FLK 50/EZ-DR/ 200/KONFEK - 2289094

Accessories

Marker carrier cable

Cable marker carrier - KME - 0807083



Cable marker carrier, white, unlabeled, mounting type: Assembly with cable binders, cable diameter: > 5 mm, lettering field size: 20 mm x 8 mm

Phoenix Contact 2021 © - all rights reserved
<http://www.phoenixcontact.com>

PHOENIX CONTACT GmbH & Co. KG
Flachmarktstr. 8
32825 Blomberg
Germany
Tel. +49 5235 300
Fax +49 5235 3 41200
<http://www.phoenixcontact.com>