


Cable - FLK 20/2FLK14/EZ-DR/200/KONFEK - 2298438

Please be informed that the data shown in this PDF Document is generated from our Online Catalog. Please find the complete data in the user's documentation. Our General Terms of Use for Downloads are valid (<http://phoenixcontact.com/download>)




Round cable set; connection 1: IDC/FLK socket strip (1x 20-position); connection 2: IDC/FLK socket strip (2x 14-position); cable length: 2 m

Your advantages

- The DeltaV system can be used to install the process wiring via "mass termination blocks" (MTBs) using flat-ribbon cable plugs
- For digital modules with 40-pos. MTB for connection to PLC-INTERFACE



Key Commercial Data

| | |
|--------------|---|
| Packing unit | 1 pc |
| GTIN |  4 017918 601911 |
| GTIN | 4017918601911 |

Technical data

Dimensions

| | |
|--------|-----|
| Length | 2 m |
|--------|-----|

Ambient conditions

| | |
|---|--|
| Ambient temperature (operation) | -40 °C ... 70 °C (fixed installation) |
| | -10 °C ... 70 °C (flexible installation) |
| Ambient temperature (storage/transport) | -40 °C ... 80 °C |
| Maximum altitude | ≤ 2000 m |
| Degree of protection | IP00 |
| | ≥ IP54 (Installation location) |

General

| | |
|---|---------------|
| Max. permissible operating voltage | 25 V AC |
| | 60 V DC |
| Max. current carrying capacity per path | 1 A (50 °C) |
| | 0.6 A (70 °C) |

Cable - FLK 20/2FLK14/EZ-DR/200/KONFEK - 2298438

Technical data

General

| | |
|------------------------|-----------------------|
| Nominal operating mode | 100% operating factor |
|------------------------|-----------------------|

Cable

| | |
|---|---|
| Type of cable | Round cable set |
| Single wires, quantity | 7 |
| Single wire, material | Cu tin-plated |
| Single wire, cross section | 0.14 mm ² |
| Single wire, cross section [AWG] | 26 |
| Wire diameter incl. insulation | 1 mm ±0.03 mm |
| External cable diameter | 7.6 mm ±0.4 mm |
| Shielded | no |
| Halogen-free | no |
| Smallest bending radius, fixed installation | 64 mm |
| Smallest bending radius, movable installation | 120 mm |
| Bending cycles group | 5000 at a radius of ≥ 15x outside diameter |
| Insulation resistance | ≥ 20 MΩ*km (20 °C) |
| Outer sheath, material | Semi-rigid PVC |
| External sheath, color | gray |
| Flame resistance | IEC 60332-1-2 (raw cable) |
| | VDE 0842, Part 332-1-2 (raw cable) |
| | IEC 60332-3-22 (raw cable) |
| | UL VW-1 |
| | CSA FT-1 |
| Resistance to oil | can withstand occasional splashes (raw cable) |
| Gasoline resistance | can withstand occasional splashes (raw cable) |

Connection data

| | |
|----------------------------------|----------------------|
| Connection name | Field level |
| Connection in acc. with standard | IEC 60603-13 |
| Connection method | IDC/FLK socket strip |
| Number of connections | 2 |
| Number of positions | 14 |
| Insertion/withdrawal cycles | > 50 |
| Pitch | 2.54 mm |

Connection data 2

| | |
|----------------------------------|----------------------|
| Connection name | Controller level |
| Connection in acc. with standard | IEC 60603-13 |
| Connection method | IDC/FLK socket strip |
| Number of connections | 1 |
| Number of positions | 20 |
| Insertion/withdrawal cycles | > 50 |

Cable - FLK 20/2FLK14/EZ-DR/200/KONFEK - 2298438

Technical data

Connection data 2

| | |
|-------|---------|
| Pitch | 2.54 mm |
|-------|---------|

Standards and Regulations

| | |
|--------------------------|---|
| Flame resistance | IEC 60332-1-2 (raw cable) |
| | VDE 0842, Part 332-1-2 (raw cable) |
| | IEC 60332-3-22 (raw cable) |
| | UL VW-1 |
| | CSA FT-1 |
| Resistance to oil | can withstand occasional splashes (raw cable) |
| Gasoline resistance | can withstand occasional splashes (raw cable) |
| Designation | Air clearances and creepage distances |
| Standards/regulations | DIN EN 50178 |
| Rated insulation voltage | 63 V |
| Rated surge voltage | 0.6 kV |
| Insulation | Functional insulation |
| Pollution degree | 2 |
| Overvoltage category | II |

Supported controller

| | |
|---------------------|----------------|
| Controller | Emerson DeltaV |
| - suitable I/O card | VE4001S2T2B5 |
| | VE4002S1T2B6 |

Color code

| | |
|---|--|
| Connector 1 = connector 2 (optional) = wire color | IDC/FLK20 (1) = IDC/FLK14-1 (1) = black |
| | IDC/FLK20 (2) = IDC/FLK14-1 (2) = brown |
| | IDC/FLK20 (3) = IDC/FLK14-1 (3) = red |
| | IDC/FLK20 (4) = IDC/FLK14-1 (4) = orange |
| | IDC/FLK20 (5) = IDC/FLK14-1 (5) = yellow |
| | IDC/FLK20 (6) = IDC/FLK14-1 (6) = green |
| | IDC/FLK20 (7) = IDC/FLK14-1 (7) = blue |
| | IDC/FLK20 (8) = IDC/FLK14-1 (8) = violet |
| | IDC/FLK20 (9) = IDC/FLK14-2 (1) = gray |
| | IDC/FLK20 (10) = IDC/FLK14-2 (2) = white |
| | IDC/FLK20 (11) = IDC/FLK14-2 (3) = white-black |
| | IDC/FLK20 (12) = IDC/FLK14-2 (4) = white-brown |
| | IDC/FLK20 (13) = IDC/FLK14-2 (5) = white-red |
| | IDC/FLK20 (14) = IDC/FLK14-2 (6) = white-orange |
| | IDC/FLK20 (15) = IDC/FLK14-2 (7) = white-yellow |
| | IDC/FLK20 (16) = IDC/FLK14-2 (8) = white-green |
| | IDC/FLK20 (17) = IDC/FLK14-2 (9) = white-blue |
| | IDC/FLK20 (18) = IDC/FLK14-2 (10) = white-violet |

Cable - FLK 20/2FLK14/EZ-DR/200/KONFEK - 2298438

Technical data

Color code

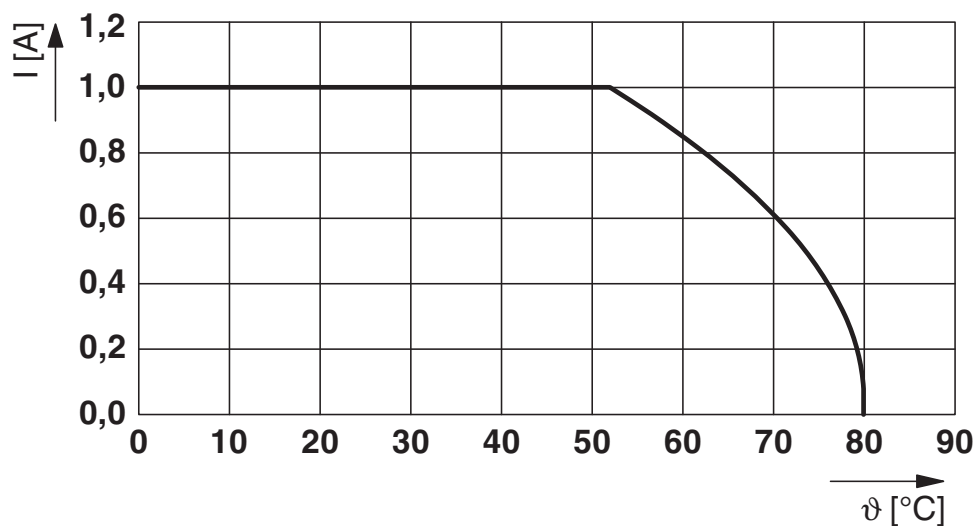
| | |
|--|---|
| | IDC/FLK20 (19) = IDC/FLK14-1 (9) = white-gray |
| | IDC/FLK20 (20) = IDC/FLK14-1 (10) = brown-black |

Environmental Product Compliance

| | |
|------------|---|
| China RoHS | Environmentally Friendly Use Period = 50 years |
| | For details about hazardous substances go to tab "Downloads", Category "Manufacturer's declaration" |

Drawings

Diagram



Maximum permissible current per path in uncoiled state

Classifications

eCl@ss

| | |
|---------------|----------|
| eCl@ss 10.0.1 | 27242220 |
| eCl@ss 11.0 | 27242220 |
| eCl@ss 4.0 | 27060300 |
| eCl@ss 4.1 | 27060300 |
| eCl@ss 5.0 | 27242200 |
| eCl@ss 5.1 | 27242200 |
| eCl@ss 6.0 | 27249200 |
| eCl@ss 7.0 | 27249205 |
| eCl@ss 9.0 | 27242220 |

ETIM

| | |
|----------|----------|
| ETIM 2.0 | EC000237 |
|----------|----------|

Cable - FLK 20/2FLK14/EZ-DR/200/KONFEK - 2298438

Classifications

ETIM

| | |
|----------|----------|
| ETIM 3.0 | EC000237 |
| ETIM 4.0 | EC000237 |
| ETIM 6.0 | EC000237 |
| ETIM 7.0 | EC000237 |

UNSPSC

| | |
|---------------|----------|
| UNSPSC 6.01 | 26121620 |
| UNSPSC 7.0901 | 26121620 |
| UNSPSC 11 | 26121620 |
| UNSPSC 12.01 | 26121620 |
| UNSPSC 13.2 | 26121620 |
| UNSPSC 18.0 | 26121620 |
| UNSPSC 19.0 | 26121620 |
| UNSPSC 20.0 | 26121620 |
| UNSPSC 21.0 | 26121620 |

Approvals


Approvals


Approvals

UL Listed / cUL Listed / EAC / cULus Listed

Ex Approvals

Approval details

| | | | |
|--------------------|---|---|---------------|
| UL Listed |  | http://database.ul.com/cgi-bin/XYV/template/LISEXT/1FRAME/index.htm | FILE E 238705 |
| Nominal voltage UN | 125 V | | |
| Nominal current IN | 1 A | | |

| | | | |
|--------------------|---|---|---------------|
| cUL Listed |  | http://database.ul.com/cgi-bin/XYV/template/LISEXT/1FRAME/index.htm | FILE E 238705 |
| Nominal voltage UN | 125 V | | |
| Nominal current IN | 1 A | | |

Cable - FLK 20/2FLK14/EZ-DR/200/KONFEK - 2298438

Approvals

| | | |
|-----|---|-------------------------|
| EAC |  | RU*- DE.HB*35.B00385 |
|-----|---|-------------------------|

| | | |
|--------------|---|--|
| cULus Listed |  | |
|--------------|---|--|

Accessories

Accessories

Marker carrier cable

Cable marker carrier - KME - 0807083



Cable marker carrier, white, unlabeled, mounting type: Assembly with cable binders, cable diameter: > 5 mm, lettering field size: 20 mm x 8 mm

Phoenix Contact 2021 © - all rights reserved
<http://www.phoenixcontact.com>

PHOENIX CONTACT GmbH & Co. KG
Flachsmarktstr. 8
32825 Blomberg
Germany
Tel. +49 5235 300
Fax +49 5235 3 41200
<http://www.phoenixcontact.com>