

# Digital display - FA MCR-EX-D-TUI-UI-2REL-UP - 2907216

Please be informed that the data shown in this PDF Document is generated from our Online Catalog. Please find the complete data in the user's documentation. Our General Terms of Use for Downloads are valid (<http://phoenixcontact.com/download>)

Multifunctional Ex i process indicator inside the control panel housing for monitoring and displaying analog measurement data. Universal inputs permit connection of current, voltage, RTDs, and TCs. Two relay change-over contact outputs and one analog output.




## Product Description

Multifunctional Ex i process indicator in control panel housing for monitoring, displaying, and transmitting analog measurement data from the Ex area to the safe area. Dual-conductor sensors can be powered with the integrated measuring transducer supply. Universal inputs permit connection of current, voltage, RTDs, and TCs. Limit values can be monitored and relays can be switched. The analog output allows you to transmit process signals. A color change in the event of a fault supports the detection of alarm conditions. 5-digit, 7-segment LC display, with backlight, 1 universal input, 2 relays, min./max. value memory, linearization table, digital status output (open collector)



## Key Commercial Data

Packing unit	1 pc
GTIN	 4 055626 173627
GTIN	4055626173627

## Technical data

### Dimensions

Width	96 mm
Height	48 mm
Depth	175 mm

### Ambient conditions

Ambient temperature (operation)	-20 °C ... 60 °C
Ambient temperature (storage/transport)	-40 °C ... 85 °C
Maximum altitude	< 2000 m (Above sea level)
Permissible humidity (operation)	Front: condensation permitted Device body: no condensation
Degree of protection	IP65 (Front)
Noise immunity	IEC 61326 / NAMUR NE 21

### Input data

# Digital display - FA MCR-EX-D-TUI-UI-2REL-UP - 2907216

## Technical data

### Input data

Description of the input	Universal input
Number of inputs	1
Current input signal	0 mA ... 20 mA +10 %
	4 mA ... 20 mA +10 %
Max. input current	< 150 mA
Input signal	Current
Input resistance current input	10 Ω
Transmitter supply voltage	> 14 V (22 mA)
Transmitter supply voltage range	22.8 V ... 27.6 V (No-load)
Transmitter supply current	< 30 mA (Short-circuit and overload protection)
Available input sources	Resistance thermometers
Sensor types (RTD) that can be used	Pt, Ni, Cu sensors
Connection technology	2-, 3-, 4-conductor
Description of the input	Universal input
Voltage input signal	0 V ... 10 V
	2 V ... 10 V
	0 V ... 5 V
	0 V ... 1 V
	1 V ... 5 V
	-1 V ... 1 V
	-10 V ... 10 V
	-30 V ... 30 V
	-100 mV ... 100 mV
max. input voltage	± 35 V (≥ 1 V)
Input signal	Voltage
Input resistance of voltage input	> 1 MΩ
Available input sources	Thermocouples
Sensor types that can be used (TC)	J, K, T, N, B, S, R, U, L, C, D

### Output data

Output name	Current output
Number of outputs	1
Configurable/programmable	Yes
Current output signal	0 mA ... 20 mA
	4 mA ... 20 mA
Max. output current	< 22 mA
Load/output load current output	≤ 500 Ω (22 mA)
Ripple	< 10 mV <sub>PP</sub> (500 Ω)
D/A converter resolution	13 bit
Output name	Voltage output
Voltage output signal	0 V ... 10 V

# Digital display - FA MCR-EX-D-TUI-UI-2REL-UP - 2907216

## Technical data

### Output data

	2 V ... 10 V
	0 V ... 5 V
	1 V ... 5 V
Max. output voltage	< 11 V
Ripple	< 10 mV <sub>PP</sub> (1000 Ω)
D/A converter resolution	13 bit

### Switching output

Output name	Relay output
Contact type	2 changeover contacts
Minimum switching voltage	12 V
Maximum switching voltage	30 V DC (3 A)
	230 V AC (3 A)
Min. switching current	10 mA
Output name	Transistor output, active
Output description	Open collector output
Number of outputs	1
Contact type	Transistor
Maximum switching voltage	28 V
Max. switching current	3 A
	200 mA

### Power supply

Supply voltage range	24 V AC/DC ... 230 V AC/DC (-20 % ... +10 %, 50 Hz ... 60 Hz)
Power consumption	≤ 6.9 W

### Connection data

Connection name	Input, Output, Status
Connection method	Pluggable spring-cage terminal blocks
Stripping length	10 mm
Conductor cross section solid	0.14 mm <sup>2</sup> ... 1.5 mm <sup>2</sup>
Conductor cross section flexible	0.14 mm <sup>2</sup> ... 1.5 mm <sup>2</sup>
Conductor cross section AWG	26 ... 16

### General

Test voltage	2500 V (Relay/relay)
Test voltage input/output	1500 V
Test voltage input/power supply	2500 V
Test voltage output/power supply	2500 V
Noise emission	IEC 61326, class A
Noise immunity	IEC 61326 / NAMUR NE 21
Housing material	PC-GF10

# Digital display - FA MCR-EX-D-TUI-UI-2REL-UP - 2907216

## Technical data

### General

Mounting position	Max. viewing angle range +/- 45° from the centre line of the display in every direction
-------------------	---

### Standards and Regulations

Noise emission	IEC 61326, class A
Noise immunity	IEC 61326 / NAMUR NE 21
Operation	Two-conductor measuring transducer supply (intrinsically safe)
Max. internal inductance $L_i$	75 $\mu$ H
Max. internal capacitance $C_i$	8 nF
Max. output voltage $U_o$	$\leq 27.3$ V
Max. output current $I_o$	$\leq 96.5$ mA
Max. output power $P_o$	$\leq 659$ mW
Group	Ex ia IIC
Max. external inductivity $L_o$	4 mH
Max. external capacitance $C_o$	88 nF
Group	Ex ia IIB
Max. external inductivity $L_o$	17 mH
Max. external capacitance $C_o$	683 nF
Group	Ex ia IIA
Max. external inductivity $L_o$	34 mH
Max. external capacitance $C_o$	2280 nF
Operation	Temperature inputs (intrinsically safe)
Max. internal inductance $L_i$	75 $\mu$ H
Max. internal capacitance $C_i$	8 nF
Max. output voltage $U_o$	$\leq 27.3$ V
Max. output current $I_o$	$\leq 22.1$ mA
Max. output power $P_o$	$\leq 151$ mW
Group	Ex ia IIC
Max. external inductivity $L_o$	500 $\mu$ H
Max. external capacitance $C_o$	85 nF
Group	Ex ia IIB
Max. external inductivity $L_o$	2 mH
Max. external capacitance $C_o$	360 nF
Group	Ex ia IIA
Max. external inductivity $L_o$	5 mH
Max. external capacitance $C_o$	530 nF

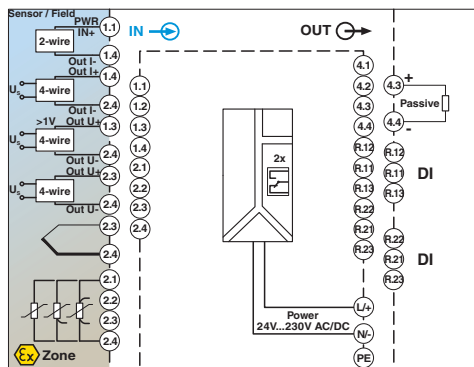
### Environmental Product Compliance

China RoHS	Environmentally friendly use period: unlimited = EFUP-e
	No hazardous substances above threshold values

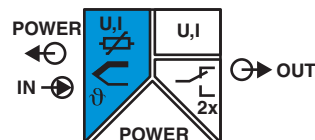
# Digital display - FA MCR-EX-D-TUI-UI-2REL-UP - 2907216

## Drawings

Block diagram

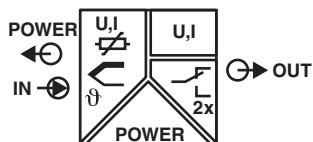
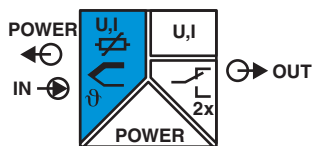


Pictogram



Block diagram FA MCR-EX-D-TUI-UI-2REL-UP

Pictogram



## Classifications

eCl@ss

eCl@ss 10.0.1	27210301
eCl@ss 11.0	27210301
eCl@ss 4.0	27210300
eCl@ss 4.1	27210300
eCl@ss 5.0	27210300
eCl@ss 5.1	27210300
eCl@ss 6.0	27210300
eCl@ss 7.0	27210301
eCl@ss 9.0	27210301

ETIM

ETIM 2.0	EC001426
----------	----------

# Digital display - FA MCR-EX-D-TUI-UI-2REL-UP - 2907216

## Classifications

### ETIM

ETIM 3.0	EC001426
ETIM 4.0	EC001426
ETIM 6.0	EC001426

### UNSPSC

UNSPSC 13.2	39121522
UNSPSC 18.0	39121008
UNSPSC 19.0	39121008
UNSPSC 20.0	39121008
UNSPSC 21.0	39121008

## Approvals

### Approvals

#### Approvals

CSA / UL Recognized / cUL Recognized / DNV GL / EAC / cULus Recognized

#### Ex Approvals

CSA / FM approved / ATEX

### Approval details

CSA		<a href="http://www.csagroup.org/services-industries/product-listing/">http://www.csagroup.org/services-industries/product-listing/</a>	2879105
-----	--	---	---------

UL Recognized		<a href="http://database.ul.com/cgi-bin/XYV/template/LISEXT/1FRAME/index.htm">http://database.ul.com/cgi-bin/XYV/template/LISEXT/1FRAME/index.htm</a>	FILE E 198586
---------------	--	---	---------------

cUL Recognized		<a href="http://database.ul.com/cgi-bin/XYV/template/LISEXT/1FRAME/index.htm">http://database.ul.com/cgi-bin/XYV/template/LISEXT/1FRAME/index.htm</a>	FILE E 198586
----------------	--	---	---------------

DNV GL		<a href="https://approvalfinder.dnvgl.com/">https://approvalfinder.dnvgl.com/</a>	TAA000029G
--------	--	---	------------

# Digital display - FA MCR-EX-D-TUI-UI-2REL-UP - 2907216

## Approvals

EAC		RU*DE.*08.B.01861/19
-----	--	----------------------

cULus Recognized	
------------------	--

## Accessories

### Accessories

#### Assembly adapter

DIN rail mounting frame - FA MCR-D-RM - 1032996



The DIN rail mounting frame can be used to mount a display on a DIN rail, e.g., in the control cabinet. The DIN rail mounting frame can be used with the following digital displays: FA MCR-(EX)-DS-I-I-OLP, FA MCR-(EX)-D-TUI-UI-2REL-UP

---

#### Programming adapter

Programming adapter - MCR-PAC-T-USB - 2309000



Programming adapter with USB and T port interface, 2.4 m for programming FA MCR-..., MCR-...-LP-..., and MCR-...-HT-... modules

---

Phoenix Contact 2021 © - all rights reserved  
<http://www.phoenixcontact.com>

PHOENIX CONTACT GmbH & Co. KG  
Flachsmarktstr. 8  
32825 Blomberg  
Germany  
Tel. +49 5235 300  
Fax +49 5235 3 41200  
<http://www.phoenixcontact.com>