


Limit value switches - MINI MCR-SL-UI-REL-SP - 2864493

Please be informed that the data shown in this PDF Document is generated from our Online Catalog. Please find the complete data in the user's documentation. Our General Terms of Use for Downloads are valid (<http://phoenixcontact.com/download>)




MCR threshold value switch, with adjustable hysteresis and delay time, with spring-cage connection.
Replacement part: 2902035 MINI MCR-2-UI-REL-PT.

Your advantages

- ✓ Power supply possible via the foot element (TBUS)
- ✓ Highly-compact threshold value switch for switching analog limit values
- ✓ Status and error indication via two diagnostic LEDs
- ✓ Changeover contact relay at the output
- ✓ 3-way isolation
- ✓ Limit value can be freely adjusted via potentiometer on the front
- ✓ Input signal, hysteresis, and delay time can be configured via DIP switches
- ✓ Operating current/closed circuit current switch-over



Key Commercial Data

Packing unit	1 pc
GTIN	 4 017918 974886
GTIN	4017918974886

Technical data

Dimensions

Width	6.2 mm
	6.2 mm
Height	93.1 mm
	93.1 mm
Depth	102.5 mm
	102.5 mm

Ambient conditions

Ambient temperature (operation)	-20 °C ... 65 °C
---------------------------------	------------------

Limit value switches - MINI MCR-SL-UI-REL-SP - 2864493

Technical data

Ambient conditions

Ambient temperature (storage/transport)	-40 °C ... 85 °C
Degree of protection	IP20
Noise immunity	EN 61000-6-2 When being exposed to interference, there may be minimal deviations.

Input data

Number of inputs	1
Voltage input signal	0 V ... 10 V
Current input signal	0 mA ... 20 mA
max. input voltage	30 V
Max. input current	100 mA
Input resistance of voltage input	> 100 kΩ
Input resistance current input	50 Ω

Output data

Number of outputs	1
-------------------	---

Switching output

Output name	Relay output
Contact type	1 changeover contact
Contact material	AgSnO ₂ , hard gold-plated
Maximum switching voltage	250 V AC 240 V AC (UL)
Limiting continuous current	2 A
Setting range of the response delay	0 s ... 10 s (0 s; 1 s; 2 s; 3 s; 4 s; 6 s; 8 s; 10 s)
Internal hysteresis	0.1 %; 1 %; 2.5 %; 5 %

Power supply

Nominal supply voltage	24 V DC
Supply voltage range	19.2 V DC ... 30 V DC (The DIN rail bus connector (ME 6,2 TBUS-2 1,5/5-ST-3,81 GN, Order No. 2869728) can be used to bridge the supply voltage. It can be snapped onto a 35 mm DIN rail according to EN 60715))
Max. current consumption	< 14 mA (at 24 V DC)
Power consumption	< 330 mW (at 24 V DC)

Connection data

Connection method	Spring-cage connection
Stripping length	8 mm
Conductor cross section solid	0.2 mm ² ... 2.5 mm ²
Conductor cross section flexible	0.2 mm ² ... 2.5 mm ²
Conductor cross section AWG	24 ... 12

General

No. of channels	1
-----------------	---

Limit value switches - MINI MCR-SL-UI-REL-SP - 2864493

Technical data

General

Maximum temperature coefficient	< 0.02 %/K
Switching point accuracy	< 0.05 %
Electrical isolation	Basic insulation according to EN 61010
Overvoltage category	II
Degree of pollution	2
Rated insulation voltage	50 V AC/DC
Test voltage input/power supply	1.5 kV AC (50 Hz, 1 min.)
Electromagnetic compatibility	Conformance with EMC directive
Noise emission	EN 61000-6-4
Noise immunity	EN 61000-6-2 When being exposed to interference, there may be minimal deviations.
Color	green
Housing material	PBT
Mounting position	any
Assembly instructions	The T connector can be used to bridge the supply voltage. It can be snapped onto a 35 mm DIN rail according to EN 60715.
Fire protection for rail vehicles (DIN EN 45545-2) R22	HL 1 - HL 2
Fire protection for rail vehicles (DIN EN 45545-2) R23	HL 1 - HL 2
Fire protection for rail vehicles (DIN EN 45545-2) R24	HL 1 - HL 2

EMC data

Designation	Electromagnetic RF field
Standards/regulations	EN 61000-4-3
Typical deviation from the measuring range final value	5 %
Designation	Fast transients (burst)
Standards/regulations	EN 61000-4-4
Typical deviation from the measuring range final value	5 %
Designation	Conducted interferences
Standards/regulations	EN 61000-4-6
Typical deviation from the measuring range final value	5 %

Standards and Regulations

Electromagnetic compatibility	Conformance with EMC directive
Noise emission	EN 61000-6-4
Connection in acc. with standard	CUL
Standards/regulations	EN 61000-4-2
Designation	Electromagnetic RF field
Standards/regulations	EN 61000-4-3
	EN 61000-4-4
	EN 61000-4-5
Designation	Conducted interferences
Standards/regulations	EN 61000-4-6

Limit value switches - MINI MCR-SL-UI-REL-SP - 2864493

Technical data

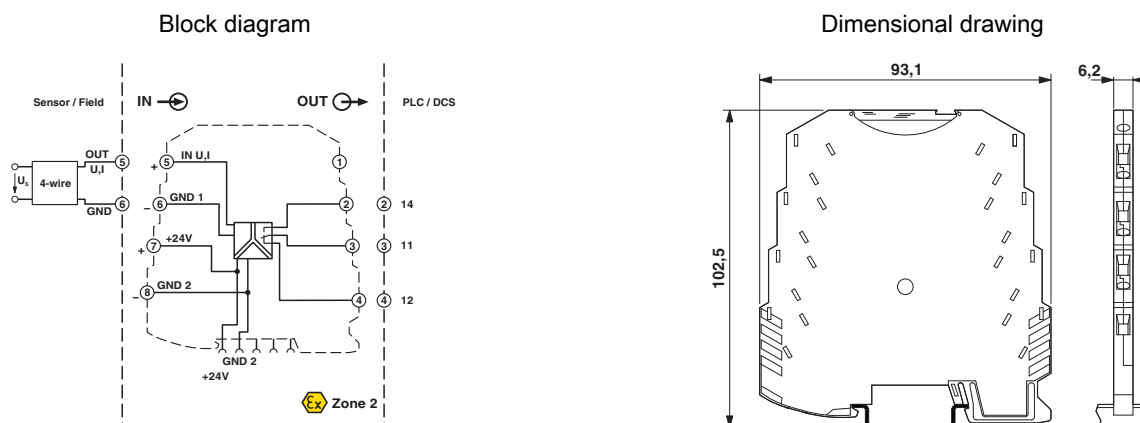
Standards and Regulations

Electrical isolation	Basic insulation according to EN 61010
Conformance	CE-compliant
ATEX	# II 3 G Ex nA nC IIC T4 Gc X
UL, USA	Class I, Zone 2, AEx nA nC IIC T5
UL, USA/Canada	UL 508 Recognized
UL, Canada	Class I, Zone 2, Ex nA nC IIC T5 Gc
GL	GL EMC 2 D

Environmental Product Compliance

China RoHS	Environmentally Friendly Use Period = 50 years
	For details about hazardous substances go to tab "Downloads", Category "Manufacturer's declaration"

Drawings



Classifications

eCl@ss

eCl@ss 10.0.1	27210122
eCl@ss 4.0	27210100
eCl@ss 4.1	27210100
eCl@ss 5.0	27210100
eCl@ss 5.1	27210100
eCl@ss 6.0	27210100
eCl@ss 7.0	27210122
eCl@ss 9.0	27210122

ETIM

ETIM 4.0	EC002654
ETIM 6.0	EC002654
ETIM 7.0	EC002654

Limit value switches - MINI MCR-SL-UI-REL-SP - 2864493

Classifications

UNSPSC

UNSPSC 6.01	30211506
UNSPSC 7.0901	39121008
UNSPSC 11	39121008
UNSPSC 12.01	39121008
UNSPSC 13.2	39121008

Accessories

Accessories

DIN rail connector

DIN rail bus connectors - ME 6,2 TBUS-2 1,5/5-ST-3,81 GN - 2869728



DIN rail connector for DIN rail mounting. Universal for TBUS housing. Gold-plated contacts, 5-pos.

Marking material

Transparent cover - MINI MCR DKL - 2308111



Fold up transparent cover for MINI MCR modules with additional labeling option using insert strips and flat Zack marker strip 6.2 mm

Marking label - MINI MCR-DKL-LABEL - 2810272



Label for extended marking of MINI MCR modules in connection with the MINI MCR-DKL

Power module

Power terminal block - MINI MCR-SL-PTB - 2864134



MCR power terminal block for supplying several MINI Analog modules via the DIN rail connector, with screw connection, maximum current consumption of up to 2 A

Limit value switches - MINI MCR-SL-UI-REL-SP - 2864493

Accessories

Power terminal block - MINI MCR-SL-PTB-SP - 2864147



MCR feed-in terminal for supplying several MINI Analog modules via a DIN rail connector, with spring-cage connection, maximum current consumption of up to 2 A. Replacement part: 2902067 MINI MCR-2-PTB-PT.

Power supply

Power supply unit - MINI-SYS-PS-100-240AC/24DC/1.5 - 2866983



Please use the following item in new systems: 2904614
Primary-switched MINI POWER power supply for DIN rail mounting, input: 1-phase, output: 24 V DC/1.5 A

Power supply unit - MINI-PS-100-240AC/24DC/1.5/EX - 2866653



Primary-switched power supply MINI POWER for DIN rail mounting, input: 1-phase, output: 24 V DC/1,5 A, for the potentially explosive area

Phoenix Contact 2021 © - all rights reserved
<http://www.phoenixcontact.com>

PHOENIX CONTACT GmbH & Co. KG
Flachsmarktstr. 8
32825 Blomberg
Germany
Tel. +49 5235 300
Fax +49 5235 3 41200
<http://www.phoenixcontact.com>