

I/O module - AXL F AI8 XC 1F - 2701232

Please be informed that the data shown in this PDF Document is generated from our Online Catalog. Please find the complete data in the user's documentation. Our General Terms of Use for Downloads are valid (<http://phoenixcontact.com/download>)



Axioline F XC, Analog input module, Analog inputs: 8, 0 V ... 5 V, -5 V ... 5 V, 0 V ... 10 V, -10 V ... 10 V, 0 mA ... 20 mA, 4 mA ... 20 mA, -20 mA ... 20 mA, connection technology: 2-conductor, transmission speed in the local bus: 100 Mbps, Extreme conditions version, degree of protection: IP20, including bus base module and Axioline F connectors

The figure shows the standard item

Product Description


The module is designed for use within an Axioline F station. It is used to acquire analog voltage and current signals.

Your advantages

- 8 analog, bipolar input channels for the connection of either voltage or current signals
- Connection of sensors in 2-conductor technology
- Voltage ranges: 0 V ... 10 V, ± 10 V, 0 V ... 5 V, ± 5 V
- Current ranges: 0 mA ... 20 mA, 4 mA ... 20 mA, ± 20 mA
- Device rating plate stored
- Can be used under extreme ambient conditions
- Extended temperature range of -40 °C ... +70 °C (see "Tested successfully: use under extreme ambient conditions" in the data sheet)
- Partially coated PCBs



Key Commercial Data

Packing unit	1 pc
GTIN	 4 046356 730495
GTIN	4046356730495

Technical data

Dimensions

Width	53.6 mm
Height	126.1 mm
Depth	54 mm
Note on dimensions	The depth is valid when a TH 35-7,5 DIN rail is used (according to EN 60715).

I/O module - AXL F AI8 XC 1F - 2701232

Technical data

Ambient conditions

Ambient temperature (operation)	-25 °C ... 60 °C (Standard)
	-40 °C ... 70 °C (Extended, see section "Tested successfully: use under extreme ambient conditions" in the data sheet.)
Ambient temperature (storage/transport)	-40 °C ... 85 °C
Permissible humidity (operation)	5 % ... 95 % (non-condensing)
Permissible humidity (storage/transport)	5 % ... 95 % (non-condensing)
Air pressure (operation)	70 kPa ... 106 kPa (up to 3000 m above sea level)
Air pressure (storage/transport)	70 kPa ... 106 kPa (up to 3000 m above sea level)
Degree of protection	IP20

General

Mounting type	DIN rail
Color	traffic grey A RAL 7042
Net weight	204 g
Note on weight specifications	with connectors and bus base module
Degree of pollution	2 (IEC 60664-1, EN 60664-1)
Mounting position	any (no temperature derating)

Interfaces

Designation	Axiline F local bus
Number of interfaces	2
Connection method	Bus base module
Transmission speed	100 Mbps

Axiline potentials

Designation	Axiline F local bus supply (U_{BUS})
Supply voltage	5 V DC (via bus base module)
Current consumption	typ. 105 mA
	max. 130 mA
Power consumption	typ. 0.525 W
	max. 0.65 W
Designation	Supply for analog modules (U_A)
Supply voltage	24 V DC
Supply voltage range	19.2 V DC ... 30 V DC (including all tolerances, including ripple)
Current consumption	typ. 35 mA
	max. 45 mA
Power consumption	max. 1.08 W
Protective circuit	Surge protection electronic (35 V, 0.5 s)
	Reverse polarity protection Polarity protection diode
	Transient protection Suppressor diode
Power consumption	typ. 1.365 W (at U_{BUS} and U_A)
	max. 1.605 W (at U_{BUS} and U_A)

I/O module - AXL F AI8 XC 1F - 2701232

Technical data

Analog inputs

Description of the input	Differential inputs, voltage or current can be chosen separately
Input name	Analog inputs
Number of inputs	8
Connection method	Push-in connection
Connection technology	2-conductor
Note regarding the connection technology	shielded, twisted pair
A/D conversion time	2 μ s
A/D converter resolution	16 bit
Limit frequency (3 dB)	30 Hz
	12 kHz (in fast mode)
Type of protection	Transient protection of inputs
	Overload protection of the current inputs
	Overload protection of the voltage inputs
Data formats	IB IL, S7-compatible
Measured value representation	16 bits (15 bits + sign bit)
Current input signal	0 mA ... 20 mA
	4 mA ... 20 mA
	-20 mA ... 20 mA
Input resistance current input	104 Ω (typical)
Voltage input signal	0 V ... 5 V
	-5 V ... 5 V
	0 V ... 10 V
	-10 V ... 10 V
Input resistance of voltage input	268 k Ω (typical)
Common mode voltage range signal - ground	-50 V DC ... 50 V DC
Filtering	RFI filtering / passive TP 1st order
Input filter	30 Hz, 12 kHz and mean-value generation (can be parameterized)
Precision	0.1 % (of measuring range final value for active mean-value generation and 30 Hz filter)

Electrical isolation

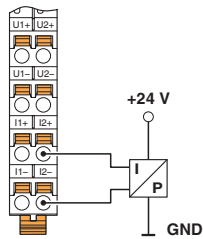
Test section	5 V supply of the local bus (U_{Bus}) / 24 V supply (I/Os) 500 V AC 50 Hz 1 min.
	5 V supply of the local bus (U_{Bus}) / functional ground 500 V AC 50 Hz 1 min.
	24 V supply (I/O) / functional ground 500 V AC 50 Hz 1 min.

Standards and Regulations

Immunity to ESD	Noise immunity test in accordance with EN 61000-6-2 Electrostatic discharge (ESD) EN 61000-4-2/IEC 61000-4-2 Criterion B, 6 kV contact discharge, 8 kV air discharge
Immunity to EF	Noise immunity test in accordance with EN 61000-6-2 Electromagnetic fields EN 61000-4-3/IEC 61000-4-3 Criterion A, Field intensity: 10 V/m

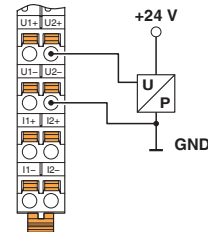
I/O module - AXL F AI8 XC 1F - 2701232

Connection diagram



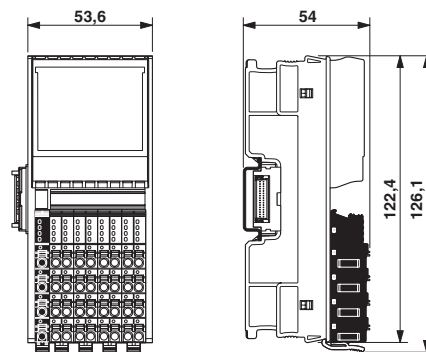
Passive pressure sensor at a differential current input

Connection diagram



Differential voltage input with active 3-conductor transmitter

Dimensional drawing



Classifications

eCl@ss

eCl@ss 10.0.1	27242601
eCl@ss 11.0	27242601
eCl@ss 4.0	27240400
eCl@ss 4.1	27240400
eCl@ss 5.0	27242200
eCl@ss 5.1	27242600
eCl@ss 6.0	27242600
eCl@ss 7.0	27242601
eCl@ss 9.0	27242601

ETIM

ETIM 3.0	EC001599
ETIM 4.0	EC001435
ETIM 6.0	EC001596
ETIM 7.0	EC001596

UNSPSC

UNSPSC 6.01	43172015
-------------	----------

I/O module - AXL F AI8 XC 1F - 2701232

Classifications

UNSPSC

UNSPSC 7.0901	43201404
UNSPSC 11	39121311
UNSPSC 12.01	39121311
UNSPSC 13.2	32151602
UNSPSC 18.0	32151602
UNSPSC 19.0	32151602
UNSPSC 20.0	32151602
UNSPSC 21.0	32151602

Approvals






Approvals

Approvals

DNV GL / PRS / BV / LR / KR / NK / BSH / UL Listed / cUL Listed / cULus Listed

Ex Approvals

Approval details

DNV GL		https://approvalfinder.dnvgl.com/	TAA00000DF
PRS		http://www.prs.pl/	TE/1020/880590/21
BV		http://www.veristar.com/portal/veristarinfo/generalinfo/approved/approvedProducts/equipmentAndMaterials	36433/B2 BV
LR		http://www.lr.org/en	LR2001902TA
KR		http://www.krs.co.kr/eng/main/main.aspx	HMB17372-AC002

I/O module - AXL F AI8 XC 1F - 2701232

Approvals

NK	ClassNK	http://www.classnk.or.jp/hp/en/	14A006
BSH			840
UL Listed		http://database.ul.com/cgi-bin/XYV/template/LISEXT/1FRAME/index.htm	FILE E 238705
cUL Listed		http://database.ul.com/cgi-bin/XYV/template/LISEXT/1FRAME/index.htm	FILE E 238705
cULus Listed			

Accessories

Accessories

Device marking

Insert label - EMT (35X46)R - 0801604



Insert label, for the Axioline F series from Phoenix Contact, Roll, white, unlabeled, can be labeled with: THERMOMARK ROLLMASTER 300/600, THERMOMARK X1.2, THERMOMARK ROLL X1, THERMOMARK ROLL 2.0, THERMOMARK ROLL, mounting type: snapped into marker carrier, lettering field size: 35 x 46 mm, Number of individual labels: 500

DIN rail connector

Bus connector - AXL F BS F - 2688129



Axioline F bus base module for housing type F

Shield connection

I/O module - AXL F AI8 XC 1F - 2701232

Accessories

Shield connection - AXL SHIELD SET - 2700518



Axiole shield connection set (contains 2 shield bus holders and 2 SK 5 shield connection clamps)

Terminal marking

Zack marker strip - ZB 20,3 AXL UNPRINTED - 0829579



Zack marker strip for Axiole F (device labeling), in 2 x 20.3 mm pitch, unprinted, 25-section, for individual labeling with B-STIFT 0.8, X-PEN, or CMS-P1-PLOTTER

Zack Marker strip, flat - ZBF 10/5,8 AXL UNPRINTED - 0829580



Zack Marker strip, flat, Strip, white, unlabeled, can be labeled with: PLOTMARK, CMS-P1-PLOTTER, mounting type: snap into flat marker groove, for terminal block width: 10.15 mm, lettering field size: 4 of 10.15 x 5 mm and 1 of 5.8 x 5 mm, Number of individual labels: 50

Phoenix Contact 2021 © - all rights reserved
<http://www.phoenixcontact.com>

PHOENIX CONTACT GmbH & Co. KG
Flachsmarktstr. 8
32825 Blomberg
Germany
Tel. +49 5235 300
Fax +49 5235 3 41200
<http://www.phoenixcontact.com>