

Communication module - AXL F RS UNI XC 1H - 2702006

Please be informed that the data shown in this PDF Document is generated from our Online Catalog. Please find the complete data in the user's documentation. Our General Terms of Use for Downloads are valid (<http://phoenixcontact.com/download>)



Axioline F XC, Communication module, interface: RS-232, RS-485, RS-422, Extreme conditions version, transmission speed in the local bus: 100 Mbps, degree of protection: IP20, including bus base module and Axioline F connectors

The figure shows the standard item

Product Description


The module is designed for use within an Axioline F station.
The module is used to operate standard I/O devices with serial interfaces on a bus system.

Your advantages

- ✓ A serial input and output channel in RS-232, RS-422, and RS-485 format
- ✓ Various protocols supported
- ✓ Transmission speed can be set up to 250,000 baud
- ✓ Parameterization via the PDI channel
- ✓ Device rating plate stored
- ✓ Can be used under extreme ambient conditions
- ✓ Extended temperature range of -40 °C ... +70 °C (see "Tested successfully: use under extreme ambient conditions" in the data sheet)
- ✓ Partially coated PCBs



Key Commercial Data

Packing unit	1 pc
GTIN	 4 046356 909587
GTIN	4046356909587

Technical data

Note

Utilization restriction	EMC: class A product, see manufacturer's declaration in the download area
-------------------------	---

Dimensions

Caption	Dimensional drawing
Width	35 mm

Communication module - AXL F RS UNI XC 1H - 2702006

Technical data

Dimensions

Height	126.1 mm
Depth	54 mm
Note on dimensions	The depth is valid when a TH 35-7,5 DIN rail is used (according to EN 60715).

Ambient conditions

Ambient temperature (operation)	-25 °C ... 60 °C (Standard, applications with UL approval, use in zone 2 potentially explosive area)
	-40 °C ... 70 °C (Extended, see section "Tested successfully: use under extreme ambient conditions" in the data sheet.)
Ambient temperature (storage/transport)	-40 °C ... 85 °C
Permissible humidity (operation)	5 % ... 95 % (non-condensing)
Permissible humidity (storage/transport)	5 % ... 95 % (non-condensing)
Air pressure (operation)	70 kPa ... 106 kPa (up to 3000 m above sea level)
Air pressure (storage/transport)	70 kPa ... 106 kPa (up to 3000 m above sea level)
Degree of protection	IP20

Connection data

Designation	Axioline F connector
Connection method	Push-in connection
Note on the connection method	Please observe the information provided on conductor cross sections in the "Axioline F: system and installation" user manual.
Conductor cross section solid min.	0.2 mm ²
Conductor cross section solid max.	1.5 mm ²
Conductor cross section flexible min.	0.2 mm ²
Conductor cross section flexible max.	1.5 mm ²
Conductor cross section AWG min.	24
Conductor cross section AWG max.	16
Stripping length	8 mm

General

Mounting type	DIN rail
Color	traffic grey A RAL 7042
Net weight	187.4 g
Note on weight specifications	with connectors and bus base module
Degree of pollution	2 (IEC 60664-1, EN 60664-1)
Mounting position	any (no temperature derating)

Interfaces

Designation	Axioline F local bus
Number of interfaces	2
Connection method	Bus base module
Transmission speed	100 Mbps
Designation	RS-232, RS-485, RS-422

Communication module - AXL F RS UNI XC 1H - 2702006

Technical data

Interfaces

Number of interfaces	1
Connection method	Push-in connection
Transmission physics	Copper
Protocols supported	Transparent, end-to-end, XON/XOFF, Modbus/RTU (master support)
Termination resistor	active, integrated
Data bits	5 ... 8
Stop bits	1 or 2
Input buffer	4 kByte
Output buffer	1 kByte

Axiline potentials

Designation	Axiline F local bus supply (U_{Bus})
Supply voltage	5 V DC (via bus base module)
Current consumption	typ. 200 mA max. 240 mA
Power consumption	typ. 1 W max. 1.2 W

Serial input/output channel

Parity	Even, odd or no parity
Transmission type	Transparent mode, end-to-end mode, XON/XOFF, Modbus/RTU

Electrical isolation

Test section	5 V supply of the local bus (U_{Bus}) / 5 V supply (I/Os) 1000 V DC 1 min.
	5 V supply of the local bus (U_{Bus}) / functional ground 1000 V DC 1 min.
	5 V supply (I/O)/functional ground 1000 V DC 1 min.

Standards and Regulations

Immunity to ESD	Noise immunity test in accordance with EN 61000-6-2 Electrostatic discharge (ESD) EN 61000-4-2/IEC 61000-4-2 Criterion B, 6 kV contact discharge, 8 kV air discharge
Immunity to EF	Noise immunity test in accordance with EN 61000-6-2 Electromagnetic fields EN 61000-4-3/IEC 61000-4-3 Criterion A, Field intensity: 10 V/m
Immunity to burst	Noise immunity test in accordance with EN 61000-6-2 Fast transients (burst) EN 61000-4-4/IEC 61000-4-4 Criterion B, 2 kV
Immunity to surge	Noise immunity test in accordance with EN 61000-6-2 Transient overvoltage (surge) EN 61000-4-5/IEC 61000-4-5 Criterion B, DC supply lines: ± 0.5 kV/ ± 0.5 kV (symmetrical/asymmetrical)
Immunity to conducted interference	Noise immunity test in accordance with EN 61000-6-2 Conducted interference EN 61000-4-6/IEC 61000-4-6 Criterion A, Test voltage 10 V
Interference emission	Noise emission test according to EN 61000-6-3 Class B
Mechanical tests	Vibration resistance in acc. with EN 60068-2-6/IEC 60068-2-6 5g
	Shock in acc. with EN 60068-2-27/IEC 60068-2-27 30g
	Continuous shock according to EN 60068-2-27/IEC 60068-2-27 10g
ATEX	# II 3 G Ex ec IIC T4 Gc

Communication module - AXL F RS UNI XC 1H - 2702006

Technical data

Standards and Regulations

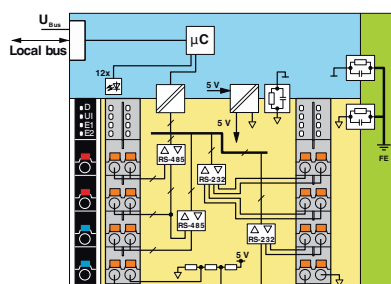
IECEX	Ex ec IIC T4 Gc
UL, USA / Canada	cULus
	Class I, Zone 2, AEx ec IIC T4, Ex ec IIC T4 Gc X
	Class I, Div. 2, Groups A, B, C, D T4
Protection class	III (IEC 61140, EN 61140, VDE 0140-1)
Overvoltage category	II (IEC 60664-1, EN 60664-1)

Environmental Product Compliance

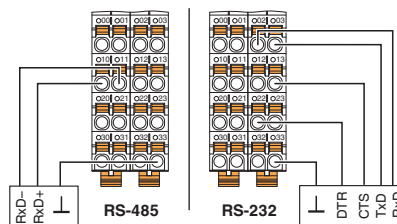
REACH SVHC	Lead 7439-92-1
China RoHS	Environmentally Friendly Use Period = 50 years
	For details about hazardous substances go to tab "Downloads", Category "Manufacturer's declaration"

Drawings

Block diagram

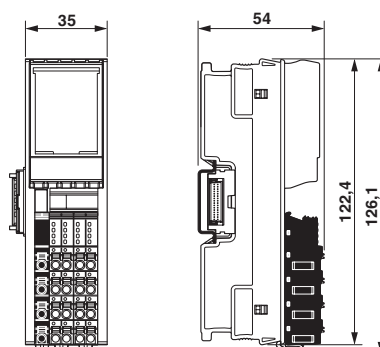


Connection diagram



Internal wiring of the terminal points

Dimensional drawing



Dimensional drawing

Communication module - AXL F RS UNI XC 1H - 2702006

Classifications

eCl@ss

eCl@ss 10.0.1	27242608
eCl@ss 11.0	27242608
eCl@ss 5.1	27242600
eCl@ss 6.0	27242600
eCl@ss 7.0	27242608
eCl@ss 9.0	27242608

ETIM

ETIM 6.0	EC001604
ETIM 7.0	EC001604

UNSPSC

UNSPSC 13.2	32151602
UNSPSC 18.0	32151602
UNSPSC 19.0	32151602
UNSPSC 20.0	32151602
UNSPSC 21.0	32151602

Approvals


Approvals

Approvals

PRS / BV / LR / KR / NK / ABS / RINA / BSH / DNV GL / UL Listed / cUL Listed / cULus Listed

Ex Approvals

Approval details

PRS		http://www.prs.pl/	TE/1020/880590/21
-----	---	---	-------------------

BV		http://www.veristar.com/portal/veristarinfo/generalinfo/approved/approvedProducts/equipmentAndMaterials	36433/B2 BV
----	---	---	-------------

LR		http://www.lr.org/en	LR2001902TA
----	---	---	-------------

Communication module - AXL F RS UNI XC 1H - 2702006

Approvals

KR		http://www.krs.co.kr/eng/main/main.aspx	HMB17372-AC002
----	--	---	----------------

NK		http://www.classnk.or.jp/hp/en/	14A006
----	--	---	--------

ABS		http://www.eagle.org/eagleExternalPortalWEB/	18-HG1767360-PDA
-----	--	---	------------------

RINA		http://www.rina.org/en	ELE233820XG
------	--	---	-------------

BSH			840
-----	--	--	-----

DNV GL		https://approvalfinder.dnvgl.com/	TAA00000DF
--------	--	---	------------

UL Listed		http://database.ul.com/cgi-bin/XYV/template/LISEXT/1FRAME/index.htm	FILE E 238705
-----------	--	---	---------------

cUL Listed		http://database.ul.com/cgi-bin/XYV/template/LISEXT/1FRAME/index.htm	FILE E 238705
------------	--	---	---------------

cULus Listed			
--------------	--	--	--

Accessories

Accessories

Device marking

Insert label - EMT (35X28)R - 0801602



Insert label, Roll, white, unlabeled, can be labeled with: THERMOMARK ROLLMASTER 300/600, THERMOMARK X1.2, THERMOMARK ROLL X1, THERMOMARK ROLL 2.0, THERMOMARK ROLL, mounting type: snapped into marker carrier, lettering field size: 35 x 28 mm, Number of individual labels: 500

Communication module - AXL F RS UNI XC 1H - 2702006

Accessories

DIN rail connector

Bus connector - AXL F BS H - 2700992



Axioline F bus base module for housing type H

Shield connection

Shield connection - AXL SHIELD SET - 2700518



Axioline shield connection set (contains 2 shield bus holders and 2 SK 5 shield connection clamps)

Terminal marking

Zack marker strip - ZB 20,3 AXL UNPRINTED - 0829579



Zack marker strip for Axioline F (device labeling), in 2 x 20.3 mm pitch, unprinted, 25-section, for individual labeling with B-STIFT 0.8, X-PEN, or CMS-P1-PLOTTER

Zack Marker strip, flat - ZBF 10/5,8 AXL UNPRINTED - 0829580



Zack Marker strip, flat, Strip, white, unlabeled, can be labeled with: PLOTMARK, CMS-P1-PLOTTER, mounting type: snap into flat marker groove, for terminal block width: 10.15 mm, lettering field size: 4 of 10.15 x 5 mm and 1 of 5.8 x 5 mm, Number of individual labels: 50

Phoenix Contact 2021 © - all rights reserved
<http://www.phoenixcontact.com>

PHOENIX CONTACT GmbH & Co. KG
Flachsmarktstr. 8
32825 Blomberg
Germany
Tel. +49 5235 300
Fax +49 5235 3 41200
<http://www.phoenixcontact.com>