


Communication module - IB IL DALI/PWR-PAC - 2897813

Please be informed that the data shown in this PDF Document is generated from our Online Catalog. Please find the complete data in the user's documentation. Our General Terms of Use for Downloads are valid (<http://phoenixcontact.com/download>)



Inline, DALI master, integrated DALI power supply unit, safe electrical isolation, transmission speed in the local bus: 500 kbps, degree of protection: IP20, including Inline connectors and marking fields

Product Description


The terminal is designed for use within an Inline station. It represents a DALI master that can control up to 63 DALI ballasts. The IB IL DALI/PWR-PAC has an integrated DALI power supply unit. It can be extended with up to 3 additional IB IL DALI-PAC DALI masters.

Your advantages

- ✓ Safe electrical isolation of the DALI bus
- ✓ Indicators for diagnostics, transmission, and reception
- ✓ Protection of the DALI bus against accidental connection of the mains voltage (up to 250 V AC)
- ✓ Up to 64 DALI devices per master terminal
- ✓ Function blocks for PC Worx are available



Key Commercial Data

Packing unit	1 pc
GTIN	 4 046356 133067
GTIN	4046356133067

Technical data

Dimensions

Width	48.8 mm
Height	119.8 mm
Depth	71.5 mm
Note on dimensions	Housing dimensions

Ambient conditions

Ambient temperature (operation)	-25 °C ... 60 °C (Observe derating when using DALI extension terminals.)
Ambient temperature (storage/transport)	-25 °C ... 85 °C

Communication module - IB IL DALI/PWR-PAC - 2897813

Technical data

Ambient conditions

Permissible humidity (operation)	10 % ... 95 % (non-condensing)
Permissible humidity (storage/transport)	10 % ... 95 % (non-condensing)
Air pressure (operation)	80 kPa ... 106 kPa (up to 2000 m above sea level)
Air pressure (storage/transport)	70 kPa ... 106 kPa (up to 3000 m above sea level)
Degree of protection	IP20

Connection data

Designation	Inline connector
Connection method	Spring-cage connection
Conductor cross section solid min.	0.2 mm ²
Conductor cross section solid max.	1.5 mm ²
Conductor cross section flexible min.	0.2 mm ²
Conductor cross section flexible max.	1.5 mm ²
Conductor cross section AWG min.	24
Conductor cross section AWG max.	16
Stripping length	8 mm

Interfaces

Designation	Inline local bus
Connection method	Inline data jumper
Transmission speed	500 kbps
Designation	DALI
Connection method	Inline connector
Supply voltage	typ. 14 V DC (Bus voltage)
Current carrying capacity	max. 128 mA (Bus load; observe derating when using DALI extension terminals.)
Output current with short-circuit	max. 250 mA
Transmission speed	1200 bps
Type of protection	Bus protected up to 250 V AC, maximum

General

Mounting type	DIN rail
Net weight	286 g
Note on weight specifications	with connectors

Inline potentials

Designation	Communications power (U _L)
Supply voltage	7.5 V DC (via voltage jumper)
Current consumption	max. 38 mA
Designation	Main circuit supply (U _M)
Supply voltage	24 V DC (via voltage jumper)
Supply voltage range	19.2 V DC ... 30 V DC (including all tolerances, including ripple)
Current consumption	max. 441 mA

Communication module - IB IL DALI/PWR-PAC - 2897813

Technical data

Inline potentials

Designation	DALI supply voltage U_{DALI}
Power supply unit	max. 512 mA
Current consumption	max. 128 mA

Standards and Regulations

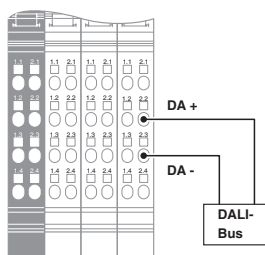
Protection class	III (IEC 61140, EN 61140, VDE 0140-1)
------------------	---------------------------------------

Environmental Product Compliance

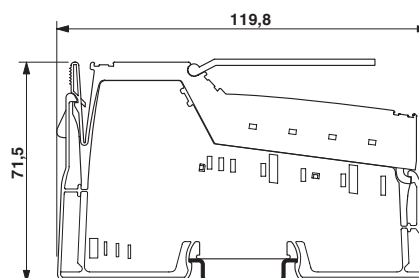
China RoHS	Environmentally friendly use period: unlimited = EFUP-e
	No hazardous substances above threshold values

Drawings

Connection diagram



Dimensional drawing



Classifications

eCl@ss

eCl@ss 10.0.1	27242608
eCl@ss 11.0	27242608
eCl@ss 4.0	27250200
eCl@ss 4.1	27250200
eCl@ss 5.0	27250200
eCl@ss 5.1	27242600
eCl@ss 6.0	27242600
eCl@ss 7.0	27242608
eCl@ss 9.0	27242608

ETIM

ETIM 2.0	EC001434
ETIM 3.0	EC001604
ETIM 4.0	EC001601
ETIM 6.0	EC001604

Communication module - IB IL DALI/PWR-PAC - 2897813

Classifications

ETIM

ETIM 7.0	EC001604
----------	----------

UNSPSC

UNSPSC 6.01	43172015
UNSPSC 7.0901	43201404
UNSPSC 11	43172015
UNSPSC 12.01	43201404
UNSPSC 13.2	32151602
UNSPSC 18.0	32151602
UNSPSC 19.0	32151602
UNSPSC 20.0	32151602
UNSPSC 21.0	32151602

Approvals

Approvals

Approvals

EAC

Ex Approvals

Approval details

EAC		EAC-Zulassung
-----	--	---------------

Accessories

Accessories

Labeling panel

Labeling field - IB IL FIELD 2 - 2727501

Labeling field, width: 12.2 mm



Communication module - IB IL DALI/PWR-PAC - 2897813

Accessories

Labeling field - IB IL FIELD 8 - 2727515

Labeling field, width: 48.8 mm



Terminal marking

Insert strip - ESL 62X10 - 0809492

Insert strip, Sheet, white, unlabeled, can be labeled with: Office printing systems: Laser printer, mounting type: insert, lettering field size: 62 x 10 mm, Number of individual labels: 72



Insert strip - ESL 62X46 - 0809502

Insert strip, Sheet, white, unlabeled, can be labeled with: Office printing systems: Laser printer, mounting type: insert, lettering field size: 62 x 46 mm, Number of individual labels: 15



Phoenix Contact 2021 © - all rights reserved
<http://www.phoenixcontact.com>

PHOENIX CONTACT GmbH & Co. KG
Flachsmarktstr. 8
32825 Blomberg
Germany
Tel. +49 5235 300
Fax +49 5235 3 41200
<http://www.phoenixcontact.com>