

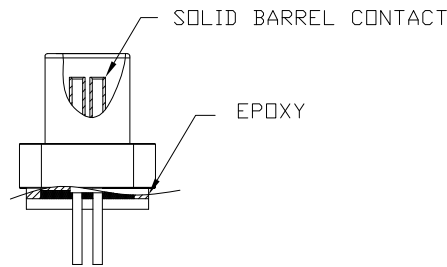
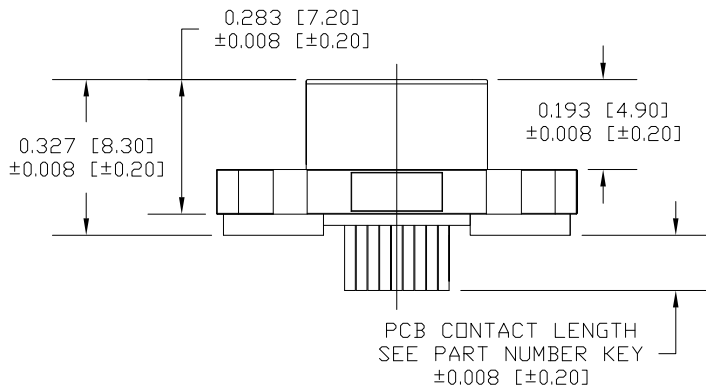
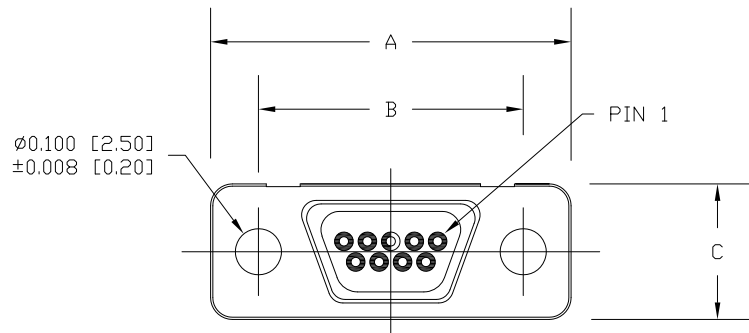
SPECIFICATIONS:

ELECTRICAL:

INSULATOR RESISTANCE: 1000 MOHMS MIN.
 SIGNAL CONTACT RESISTANCE: 45 mOHMS MAX.
 CONTACT CURRENT RATING: 1 AMP
 D.W.V.: 500VAC
 OPERATING TEMPERATURE: -55°C TO 85°C

MATERIALS:

INSULATOR: PBT UL94V-0, BLK
 230°C MAX PROCESS TEMP
 SHELL: ZINC ALLOY
 CONTACTS: 15u" GOLD PLATED BRASS



DIMENSIONS(in/mm) ± 0.006 [±0.15]			
SIZE	A	B	C
9	0.770	0.565	0.289
	19.55	14.35	7.35
15	0.919	0.717	0.289
	23.36	18.20	7.35
25	1.169	0.967	0.289
	29.70	24.55	7.35

380-YYY-21YL001

SERIES
 POSITIONS
 009
 015
 025
 PCB CONTACT LENGTH
 3 = 0.098 [2.50]
 A = 0.175 [4.44]

RoHS COMPLIANT

UNITS = inch [mm]

DO NOT SCALE FROM DRAWING



THESE DRAWINGS AND SPECIFICATIONS ARE THE PROPERTY OF NorComp AND SHALL NOT BE REPRODUCED, COPIED OR USED AS THE BASIS FOR THE MANUFACTURE OR SALE OF APPARATUS WITHOUT WRITTEN PERMISSION.

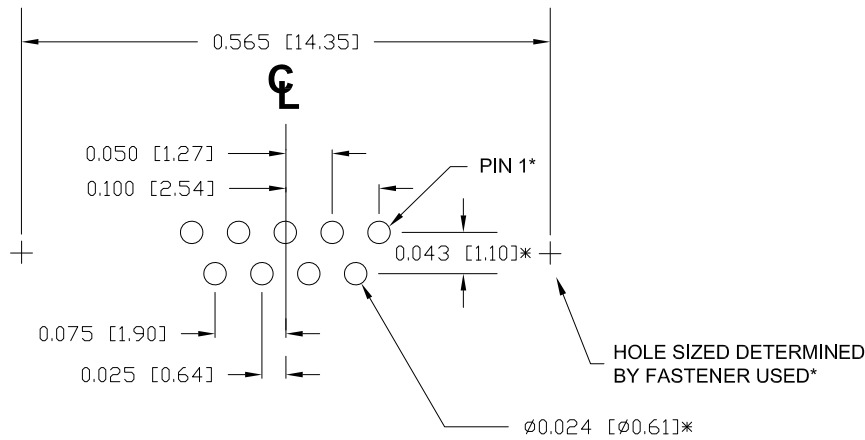
DRAWN:
M. SIGMON

DATE:
 08/19/2011

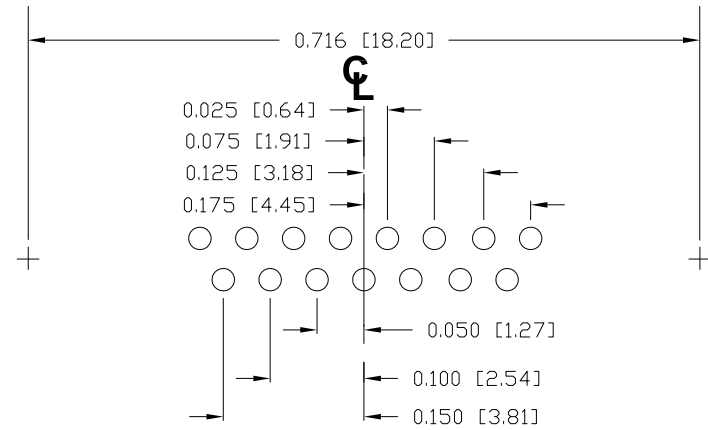
NorComp

SCALE: NTS	SHEET 1	OF 2	REV 6
DWG NO. 380-YYY-213L001			

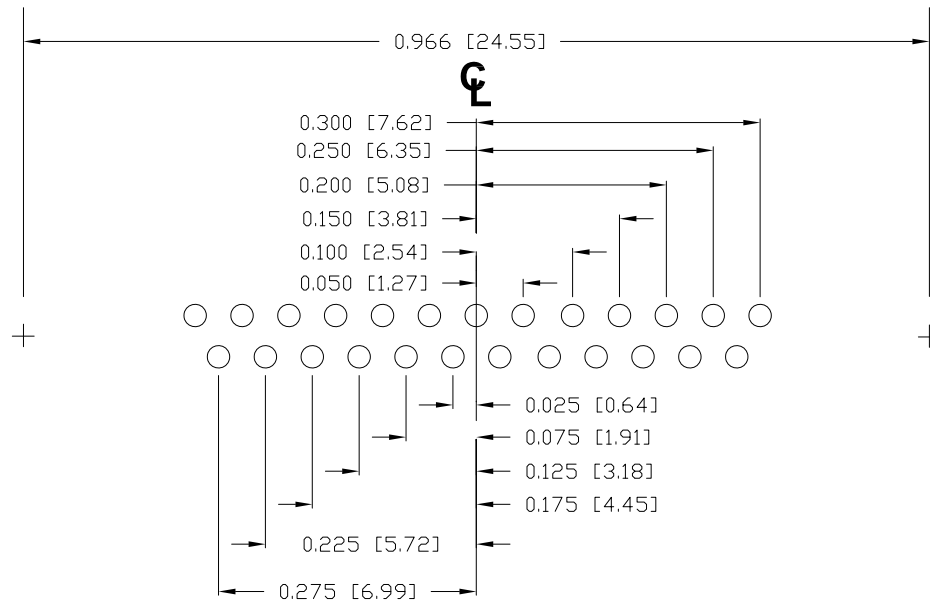
9 POSITION



15 POSITION



25 POSITION



* TYPICAL
TOLERANCE = ±0.002 [±0.05]

RoHS COMPLIANT

UNITS = inch [mm]

DO NOT SCALE FROM DRAWING



THESE DRAWINGS AND SPECIFICATIONS ARE THE PROPERTY OF NorComp AND SHALL NOT BE REPRODUCED, COPIED OR USED AS THE BASIS FOR THE MANUFACTURE OR SALE OF APPARATUS WITHOUT WRITTEN PERMISSION.

DRAWN:
M. SIGMON

DATE:
08/19/2011

NorComp

SCALE:
NTS

SHEET OF
2 2

REV
6

DWG NO.

380-YYY-213L001